




Kentucky High School Athletic Association

2280 Executive Drive • Lexington, KY 40505 • www.khsaa.org • (859)299-5472 (859)293-5999 (fax)

To: Superintendent, Principal, and Athletic Director

From: Brigid L. DeVries, Commissioner
Larry Boucher, Assistant Commissioner 


Date: August 13, 2003

Subject: 2002-2003 Annual Report Forms Submission

School: Murray High School

Enclosed please find a copy of Form T-65, The 2002-2003 Annual Report Forms Checklist. In addition, you may find an attachment with corrected copies of the forms submitted by your school personnel. Please review this information so the forms can be completed accurately in the future. Also, KHSAA Audit Staff may have requested a re-submission of some of the 2002-2003 Annual Report Forms or need additional information on your athletic programs. Please submit this information by the date requested if this is applicable. Copies and all KHSAA Title IX documents must be kept current and included in your permanent Title IX File at the school. All documents are subject to Open Records Requests.

Should you need any further information, please do not hesitate to call anytime.



MEMORANDUM

TO: KHSAA Member School Superintendents, Principals, and Athletic Directors

FROM: Brigid L. DeVries, Commissioner
Larry Boucher, Executive Assistant Commissioner

DATE: June 24, 2003

RE: 2003 Title IX Forms Submission

School	Murray High School	Reviewed by	Fran Edwards
--------	--------------------	-------------	--------------


The following is a status report regarding the required 2002 - 2003 Title IX submission of forms due in to the KHSAA office by April 15, 2003. Appropriate audit personnel have reviewed these forms and the following is a summary of this review.

I. Checklist of Forms properly submitted in a satisfactory manner:

✓	GE 19 (Annual Verification)	✓	T-35 (Budget Expenses)
✓	T-1 (Summary Program Chart 1)	✓	T-36 (Budget Expenses)
✓	T-2 (Summary Program Chart 2)	✓	T-41 (Checklist - Overall Interscholastic Program)
✓	T-3 (Summary Program Chart 3)	✓	T-60 (Corrective Action Plan)
✓	T-4 (Summary Program Chart 4)	✓	T-63 (Interscholastic Survey Results)

II. Status

A.	✓	2002 - 2003 Forms are satisfactory and no further information or action is necessary at this time.
B.		Errors have been noted with respect to the following forms and corrected copies are being returned to you for placement in your Title IX file to ensure proper submission in the future.
C.		The following forms were omitted and must be submitted by school representatives.
D.	✓	Other Recommendation and Comments: <ul style="list-style-type: none"> Please complete the Opportunities portion of Form T-41.



MEMORANDUM

To: KHSAA Member School Superintendents, Principals, and Athletic Directors

From: Brigid L. DeVries, Commissioner
Larry Boucher, Assistant Commissioner

Date: JUNE 24 2003

Re: 2003 Title IX Forms Submission

School	<u>MURRAY</u>	Reviewed by	<u>FRAN EDWARDS</u>
--------	---------------	-------------	---------------------

The following is a status report regarding the required 2002-2003 Title IX submission of forms which were due in to the KHSAA office by April 15, 2003. Appropriate audit personnel have reviewed these forms and the following is a summary of this review.

I. Checklist of Forms properly submitted in a satisfactory manner:

<input checked="" type="checkbox"/>	GE 19 (Annual Verification)	<input checked="" type="checkbox"/>	T-35 (Budget Expenses)
<input checked="" type="checkbox"/>	T-1 (Summary Program Chart 1)	<input checked="" type="checkbox"/>	T-36 (Budget Expenses)
<input checked="" type="checkbox"/>	T-2 (Summary Program Chart 2)	<input checked="" type="checkbox"/>	T-41 (Checklist - Overall Interscholastic Program)
<input checked="" type="checkbox"/>	T-3 (Summary Program Chart 3)	<input checked="" type="checkbox"/>	T-60 (Corrective Action Plan)
<input checked="" type="checkbox"/>	T-4 (Summary Program Chart 4)	<input checked="" type="checkbox"/>	T-63 (Interscholastic Survey Results)

II. Status

A.	<input checked="" type="checkbox"/>	2002-2003 Forms are satisfactory and no further information or action is necessary at this time.
B.	<input type="checkbox"/>	Errors have been noted with respect to the following forms and corrected copies are being returned to you for placement in your Title IX file to ensure proper submission in the future.
C.	<input type="checkbox"/>	The following forms were omitted and must be submitted by school representatives.
D.	<input type="checkbox"/>	Other Recommendation and Comments: <u>Please complete the Opportunities portion of Form T-41, Checklist - Overall Interscholastic Program</u>

April 11, 2003

APR 21 2003



2002-2003 KENTUCKY HIGH SCHOOL ATHLETIC ASSOCIATION ANNUAL VERIFICATION OF TITLE IX PROCEDURES

(To be submitted by April 15, 2003 along with other required forms)

The Murray High School, Murray, Kentucky
(Name of High School) (City)

certifies to the Kentucky High School Athletic Association that the following is an accurate and true representation of the facts surrounding compliance with 20 U.S.C. Sections 1681-1688, et. Seq. (also known as Title IX)

I certify the following provisions in accordance with records at the school contained in the permanent Title IX file, and to the best of my knowledge have completed the following tasks. (All boxes must be checked)

- Established a gender equity committee at the high school. (list committee personnel and provide attachment if necessary)

Name	Address	Phone	Title
<u>SEE ATTACHED</u>			

- Scheduled a minimum of three meetings during the 2002-2003 school year on the following dates:

8 NOVEMBER 2002
27 FEBRUARY 2003
11 APRIL 2003

- Designated the following person(s) as the Title IX coordinator for the school/district:

<u>DAVE GARN</u>	<u>ATHLETIC DIRECTOR</u>	<u>501 DORAN ROAD, MURRAY</u>	<u>270 753 5202</u>
Name	Title	Address	Phone

- School personnel are continuing to make periodic reviews of the boys and girls athletics program reflected in the Corrective Action Plan.

- In addition to the above information, the above referenced school maintains a complete permanent file relative to Title IX records including copies of the self-assessment audit, all corrective action plans, and other related materials.

Veresa J. Speed
Principal's Signature

April 8 2003
Date

Val Ke...
Superintendent Signature

Richard H. Combs
School Board Chairpersons' Signature

(Send original copy to KHSAA - Maintain duplicate in Title IX school folder)

February 19, 2003

MHS GENDER EQUITY COMMITTEE

NAME	ADDRESS	PHONE	TITLE
Dale Reid	208 S. 13 th Street, Murray, KY 42071	270-753-4363	Superintendent
Dave Cair	501 Doran Rd., Murray, KY 42071	270-753-5202	Athletic Director
Teresa Speed	501 Doran Rd., Murray, KY 42071	270-753-5202	Principal
Rechelle Turner	501 Doran Rd., Murray, KY 42071	270-753-5202	Coach
Breanna Volp	2105 Creekwood Dr., Murray, KY 42071	270-753-4153	Student
Danny Hudspeth	1001 Sharpe St., Murray, KY 42071	270-759-4499	Parent
Dennie Lane	1548 Oxford Dr., Murray, KY 42071	270-753-8830	Parent
James Weatherly	1519 Canterbury Dr., Murray, KY 42071	270-753-5890	Coach
Judy Muehleman	208 S. 13 th Street, Murray, KY 42071	270-753-4363	Title IX Coordinator
Jean Masthay	1718 Melrose Court, Murray, KY 42071	270-767-9386	Board Member
Chip Adams	291 Main St., Murray, KY 42071	270-753-1292	Board Attorney
Kyle Erwin	2901 Poor Farm Road, Murray, KY 42071	270-759-5413	Student

2002-2003
ACCOMMODATION OF INTERESTS AND ABILITIES
SUMMARY PROGRAM CHART 1

KHSAA
 Form T1
 Rev. 9/02

Participation Opportunities Test One

		(Column 1)	(Column 2)	(Column 3)	(Column 4)
	Program	Enrollment	Percentage of Total Enrollment	Number of Interscholastic Participants (double and triple count)	Percentage of Total Participation
Row 1	GIRLS	211	46.9	219	49.3*
Row 2	BOYS	239	53.1	225	50.7*
Row 3	Totals	450	100%	444	100%

Instructions:

*Number of 8th grade students & below used in Column 4 calculations if applicable: 30 Girls 11 Boys

- 1) Determine the total number of girls enrolled, (place in Row 1, Column 1). Determine the total number of boys enrolled, (place in Row 2, Column 1).
- 2) Add the total number of girls and boys enrolled to determine total enrollment, (place in Row 3, Column 1).
- 3) Calculate the percentage of total enrollment that is female. (Divide Row 1, Column 1 by row 3, Column 1 and place in Row 1, Column 2.) Calculate the percentage of total enrollment that is male. (Divide Row 2, Column 1 by Row 3, Column 1 and place in Row 2, Column 2.) Note: Row 1, Column 2 plus Row 2, Column 2 should total 100%.
- 4) Ask the head coaches to review the most updated eligibility or squad lists for their teams. Ask coaches to confirm the names of those individuals who are on the team as of the first **date of competition**, and cross out the names of those who were cut from the team or quit the team prior to the first competitive event. Determine the total number of interscholastic athletics participants that are girls, (and place in Row 1, Column 3). In order to determine the total number of athletics participants, an individual should be counted each time he or she participates on a team. For example, if Jane Doe competes on the varsity volleyball team, the junior varsity volleyball team, the junior varsity basketball team, and the varsity softball team, she should be counted as four participants (**do not include club or intramural sports participants, cheerleaders, dance teams, or pom squads**). Calculate the same way for boys and girls. * In addition, should 8th grade students and below play on a Freshman, Junior Varsity, or Varsity team, they should also be counted for each team and sport on which they participate. If applicable, please asterisk the above notation as to how many 8th grade students & below are included in the totals. Using the same procedure, determine the total number of interscholastic athletic participants that are boys, (and place in Row 2, Column 3). Add Row 1, Column 3 plus Row 2, Column 3 to get total participants and place in Row 3, Column 3.
- 5) Calculate the percentage of female participation. (Row 1, Column 3 divided by Row 3, Column 3 and place in Row 1, Column 4.) Calculate the percentage of male participation. (Row 2, Column 3 divided by Row 3, Column 3 and place in Row 2, Column 4.) Note: Row 1, Column 4 plus Row 2, Column 4 should total 100%.

Note: While being within three percent is not a formal compliance standard; if the percent listed in Row 1, Column 4 is within 3% of Row 1, Column 2, then it provides a good target within which compliance is likely.

Principal's Signature: Veresa Speed Date: April 8, 2003

2002-2003
ACCOMMODATION OF INTERESTS AND ABILITIES
SUMMARY PROGRAM CHART 2

KHSAA
 Form T2
 Rev. 9/02

Participation Opportunities Test Two

			Column 1	Column 2	Column 3	Column 4	Column 5
Program			Number of Teams Currently Offered	Number of Participants	Number of Teams Added in Last Five Years	Number of Participants Added in Last Five Years	Percent of Total Participation By Sex Added in Last 5 Years
GIRLS	Row 1	varsity:	9	138	3	46	
	Row 2	j.v.:	4	72	2	33	
	Row 3	frosh:	1	9			
	Row 4	total:	14	219	5	79	36.1%
BOYS	Row 5	varsity:	9	143	2	11	
	Row 6	j.v.:	4	75	1	14	
	Row 7	frosh:	1	7			
	Row 8	total:	14	225	3	25	11.1%

- 1) For Column 1, list the number of interscholastic teams offered for girls and boys at each competitive level (varsity, junior varsity, and freshman). For girls, total each of the entries in Rows 1, 2, and 3 into Row 4. For boys, total Rows 5, 6, and 7 into Row 8.
- 2) For Column 2, list the number of participants at each level. For girls, total each of the entries in Rows 1, 2, and 3 into Row 4. For boys, total Rows 5, 6, and 7 into Row 8. **Note:** The totals in Row 4 for girls and in Row 8 for boys must be the same as the totals in Form T-1, Column 3, Rows 1 and 2 respectively.
- 3) For Column 3, list the number of interscholastic teams that have been added in the last five years at each competitive level. Count each team added during the 5 year period only one time. e.g. Girl's junior varsity soccer was added 3 years ago, count the team only once, not 3 times. For girls, total the entries in Rows 1, 2, and 3 into Row 4. For boys, total Rows 5, 6, and 7 into Row 8.
- 4) For Column 4, list the number of participants that are currently on each level of the teams that were added in the last five years. If a team was added previously but no longer exists, there are no current participants to be added for that team. For girls, total the entries in Rows 1, 2, and 3 into Row 4. For boys, total Rows 5, 6, and 7 into Row 8.
- 5) For Column 5, calculate the percentage of participants that have been added in the last five years. For girls, take the number in Column 4, Row 4 and divide by the number in Column 2, Row 4. For boys, take the number in Column 4, Row 8 and divide it by the number in Column 2, Row 8.

Note: If the percentage of current participants added in the last five years is 25% or greater, compliance with test two may be possible. If less than 25%, then compliance with test three should be analyzed. **CAUTION:** 25% is not a formal compliance standard.

Principal's Signature: Kesha Speed Date: 4/08/03

2002-2003
ACCOMMODATION OF INTERESTS AND ABILITIES
SUMMARY PROGRAM CHART 3

KHSAA
 Form T3
 Rev. 9/02

Participation Opportunities Test Three

For any question answered "YES" identify the respective sport(s).

	GIRLS (Yes / No)		BOYS (Yes / No)
1. For a sport not currently played at the interscholastic level (varsity, junior varsity, or freshman) in your school, is there an intramural team offered for that sport?	NO		NO
2. For a sport <u>not</u> currently offered in your interscholastic athletics program, is there sufficient interest to form a viable interscholastic team based on participation on an intramural team or community recreation teams?	NO		NO
3. For a sport <u>not</u> currently offered, is there sufficient interest to form a viable interscholastic team based on student responses from the interscholastic survey?	NO		NO
4. For a sport currently offered at the varsity level only, is there sufficient interest to form a viable team for a junior varsity, or freshman team that is not currently offered?	NO		NO
5. For a sport currently offered at the junior varsity or freshman level is there sufficient interest to form a varsity team not currently offered?	NO		NO
6. If you answered YES to question (1), (2), (3), (4), or (5), are there enough high schools in your geographic area offering the sport (at the appropriate level) to allow for the development of a reasonable schedule of competition?	N/A		N/A

Principal's Signature: Neusa Speed Date: 4/08/03

2002-2003
ACCOMODATION OF INTERESTS AND ABILITIES+
SUMMARY PROGRAM CHART 4

Levels of Competition Test One

		Column 1	Column 2	Column 3
Girls	Team Levels	Number of Teams Currently Offered	Number of Participants	Percentage of Participants at Each Level
Row 1	varsity:	9	138	63%
Row 2	j.v.:	4	72	32.9%
Row 3	frosh:	1	9	4.1%
Row 4	total:		219	100%
Boys				
Row 5	varsity:	9	143	63.6%
Row 6	j.v.:	4	75	33.3%
Row 7	frosh:	1	7	3.1%
Row 8	total:		225	100%

- 1) Column 1, list the number of interscholastic teams offered for girls and boys at each competitive level; varsity, junior varsity, and freshman. (Refer to Form T-2, Accommodation of Interests and Abilities, Summary Program Chart 2, Column 1.)
- 2) For Column 2, list the number of participants at each level. For girls, total the entries in Rows 1, 2, and 3 into Row 4. For boys, total the entries in Rows 5, 6, and 7 into Row 8. (Refer to Form T-2, Accommodation of Interests and Abilities, Summary Program Chart 2, Column 2.)
- 3) For Column 3, calculate the percentage of female and male participants at each level.
For girls' varsity, junior varsity, and frosh, respectively:
 - Divide Column 1, Row 1 by Column 2, Row 4, and place the percentage in Column 3, Row 1.
 - Divide Column 1, Row 2 by Column 2, Row 4, and place the percentage in Column 3, Row 2.
 - Divide Column 1, Row 3 by Column 2, Row 4, and place the percentage in Column 3, Row 3.
 For boys' varsity, junior varsity, and frosh, respectively:
 - Divide Column 1, Row 5 by Column 2, Row 8, and place the percentage in Column 3, Row 5.
 - Divide Column 1, Row 6 by Column 2, Row 8, and place the percentage in Column 3, Row 6.
 - Divide Column 1, Row 7 by Column 2, Row 8, and place the percentage in Column 3, Row 7.

Principal's Signature: Veresa Speed Date: 4/08/03

**2002-2003
BUDGETED AND ACTUAL EXPENDITURES - PROGRAM COMPARISON CHART
TO INCLUDE BOOSTER CLUB FUNDING**

	equipment and supplies		travel		awards		coaches' salaries (to include supplemental and extended employment)		facilities improvements		publications (if sport-specific)	
	B	E	B	E	B	E	B	E	B	E	B	E
G basketball	10100	9614		4084				11056				
B basketball	10100	11773		2327				13570				
G softball	2500	6281		1011		148		3025				27173
B baseball	4000	8561		410		3837*		5225	2000			4726
G cross country	500	220		257		18		500				
B cross country	500	220		257		18		500				
G golf	750	1218		61		78		890				
B golf	750	1218		61		78		890				
G soccer	4500	3017		1130		740		5347				31723
B soccer	4500	3105		1862		344		6064				31723
G swimming	500	220		155								
B swimming	500	220		155								

1. Budget and expenditures on this 2002-2003 year report due by April 15, 2003, should reflect the total monies budgeted and spent for the entire year of 2001-2002 ending June 30, 2002.

* **BASEBALL AWARDS INCLUDE TRAVEL**

2. "B" is for budgeted dollar amounts and "E" is for actual dollar expenditures.

3. Booster Club Funding/Contributions must be included in the expenditures total.

Principal's Signature: *Verena Speed*

Date: 4/08/03

2002-2003
BUDGETED AND ACTUAL EXPENDITURES - PROGRAM COMPARISON CHART 2
TO INCLUDE BOOSTER CLUB FUNDING

Teams	equipment and supplies		travel		awards		coaches' salaries (to include supplemental and extended employment)		facilities improvements		publications (if sport-specific)	
	B	E	B	E	B	E	B	E	B	E	B	E
G track	1000	1945				80		3033				
B track	1000	1945				80		3033			839	
G tennis	775	195						1143			915	
B tennis	775	195		37				1143			914	
G volleyball												
B wrestling												
G (list sport)												
B (football)	23700	25406	1500	4714	300	880		35209	2700	5200		
G (list sport)												
B (list sport)												

*13900 BUDGET EXPENDITURE FOR FENCING AT FOOTBALL, BASEBALL, TENNIS, SOCCER AND SOFTBALL NOT CHARGED TO SPECIFIC SPORT
 1. Budget and expenditures on this 2002-2003 year report due by April 15, 2003, should reflect the total monies budgeted and spent for the entire year of 2001-2002 ending June 30, 2002.
 2. "B" is for budgeted dollar amounts and "E" is for actual dollar expenditures.
 3. Booster Club Funding/Contributions must be included in the expenditures total.

Principal's Signature: Julia Speed Date: April 08, 03

2002-2003 KHSAA TITLE IX ATHLETICS AUDIT

KHSAA
Form T41
Rev. 9/02

Checklist - Overall Interscholastic Athletics Program

Areas of Compliance	ADVANTAGE TO (Respond based on Internal Evaluation by checking the appropriate column.)		
	GIRLS' PROGRAM	BOYS' PROGRAM	NEITHER PROGRAM
OPPORTUNITIES			
Accommodation of Interest and Abilities			
BENEFITS			
Equipment and Supplies			X
Scheduling of Games and Practice Time			X
Travel and Per Diem Allowances			X
Coaching			X
Locker Rooms, Practice and Competitive Facilities			X
Medical and Training Facilities and Services			X
Publicity			X
Support Services			X
Athletic Scholarships			X
Tutoring			X
Housing and Dining Facilities and Services			X
Recruitment of Student Athletes			X

Principal's Signature: Neesa Speed Date: 4/8/03

School Name: MURRAY HIGH
 School Year: 2002-2003
 Principal's Signature: _____
 Date: 8 APRIL 2003

2002-2003
 TITLE IX

CORRECTIVE ACTION PLAN

To complete this form, indicate the intended area which needs corrective action, the suggested change and time table for implementation. You may copy this form as needed. Please attach corrective action plans along with audit forms and submit by April 15, 2003.

ITEM FOR CORRECTION	SUGGESTED CHANGE	TIME TABLE FOR CORRECTIVE ACTION
OPPORTUNITY AND INTEREST	IMPLEMENTATION OF GIRL VOLLEYBALL	COMPLETED FALL 2002 COMPLETED AT VARSITY LEVEL
	CONTINUE IMPLEMENTATION OF SWIMMING AND CROSS COUNTRY PROGRAMS	COMPLETED FALL 2002 COMPLETED WITH FULL SCHEDULED
FACILITIES	COMPLETION OF ON-CAMPUS SOFTBALL FACILITY	COMPLETED SPRING / SUMMER 2002 INSTALLED FENCING INSTALLED LIGHTING INSTALLED BLEACHERS COMPLETED DUGOUTS
ON-GOING COORDINATION WITH BOOSTER ORGANIZATION	IMPLEMENTATION OF AGREEMENTS AND "RED BOOK" REQUIREMENTS	AUGUST 2002 HELD MEETING WITH ALL BOOSTER CLUB PRESIDENTS

- An explanation (status report) is needed for all areas identified previously as items for correction as well as all areas currently identified as items for correction. This form shall be typed.

Principal's Signature: Breen Speed Date: 4/08/03

2002-2003
TITLE IX

CORRECTIVE ACTION PLAN

School Name: McBride High
 School Year: 2002-2003
 Principal's Signature: _____
 Date: 8 APR 2003

To complete this form, indicate the intended area which needs corrective action, the suggested change and time table for implementation. You may copy this form as needed. Please attach corrective action plans along with audit forms and submit by April 15, 2003.

ITEM FOR CORRECTION	SUGGESTED CHANGE	TIME TABLE FOR CORRECTIVE ACTION
		PROVIDE GUIDANCE TO NEW OFFICERS REGARDING "RED BOOK" REQUIREMENTS - ON-GOING
		PROVIDE OVERSIGHT IN COMPLIANCE OF REQUIREMENTS. ON-GOING

▪ An explanation (status report) is needed for all areas identified previously as items for correction as well as all areas currently identified as items for correction. This form shall be typed.

Principal's Signature: Nevsa Speed Date: 4/08/03

2002-2003 INTERSCHOLASTIC ATHLETICS SURVEY

Summary of Student Responses

School Name: MURRAY HIGH
School Enrollment: 450
Date: MARCH 2003
Completed By: DAVE CARR - AD

Instructions:

1. Summarize the Student Athletics Interest Surveys Form T-61 by listing the total number of responses on the line next to each sport.
2. Under the Other Category please provide a listing of the sports as well as the number of students who are interested in participating.
3. Please sign and date the Summary Form (T-63) and mail the Summary Form only to the KHSAA by April 15, 2003. Do not mail the student surveys (Form T-61). However, these Forms should be maintained in your files in the event they are requested subsequently.

315 Number of Surveys
247 Total Returned
9-11 Grades Surveyed

How Was The Survey Administered? HOMEROOM - WRITTEN
(e.g. was it given in all English classes, or all home rooms, or advisee/advisor?)

Fall Sports (List Total Number of Participation Responses)

_____ Cross Country (Girls)
_____ Cross Country (Boys)
_____ Field Hockey (Girls)
_____ Football (Boys)
_____ Golf (Girls)
_____ Golf (Boys)
_____ Soccer (Girls)
_____ Soccer (Boys)
_____ Volleyball (Girls)
_____ Volleyball (Boys)

Winter Sport (List Total Number of Participation Responses)

_____ Basketball (Girls)
_____ Basketball (Boys)
_____ Gymnastics (Girls)
_____ Indoor Track (Girls)
_____ Indoor Track (Boys)
_____ Swimming & Diving (Girls)
_____ Swimming & Diving (Boys)
_____ Wrestling (Boys)

Spring Sport (List Total Number of Participation Responses)

- _____ Baseball (Boys)
- _____ Fast Pitch Softball (Girls)
- _____ Slow Pitch Softball (Girls)
- _____ Tennis (Girls)
- _____ Tennis (Boys)
- _____ Track (Girls)
- _____ Track (Boys)

Other Sports (From Student Survey T-61 Question 10)

Name of Sport	Number of Students Interested In Participating
_____	_____
_____	_____
_____	_____
_____	_____
_____	_____
_____	_____
_____	_____

Number of Students who participate in Intramural Sports.
(From Student Survey T-61 Question 5)

<u>Sport</u>	<u>Number</u>
_____	_____
_____	_____
_____	_____
_____	_____
_____	_____
_____	_____

List Intramural Sports students are interested in adding:
(From Student Survey T-61 Question 6)

<u>Sport</u>	<u>Number</u>
_____	_____
_____	_____
_____	_____
_____	_____
_____	_____
_____	_____

Participation in Non-School Sports Activities
 (From Student Survey T-61 Question 7)

<u>Sport</u>	<u>Number</u>
_____	_____
_____	_____
_____	_____
_____	_____
_____	_____

Reasons for not participating in interscholastic athletics.
 (From Survey Question 8)

<u>Response</u>	<u>Number</u>
_____ I prefer other activities such as band, chorus, etc.	
_____ I don't have time	
_____ The practice schedules and game times are inconvenient	
_____ The sport I like isn't offered	
_____ It's too expensive	
_____ I prefer to participate in club or intramural sports	
_____ Working	
_____ Other	

Student Suggestions to encourage participation

Veresa Speed 4/08/03
 Principal's Signature Date

Murray High

		<u>MALE</u>	<u>FEMALE</u>
Is the school District offering the interscholastic sport(s) you want to play?	Yes	60	67
	No, I want to play	12	7
	Lacrosse	6	0
	Volleyball	1	4
	Hockey	0	0
	Gymnastics	0	3
	Swimming	0	0
	I am not interested	16	18
	Bowling	1	0
During the fall season, which interscholastic sport would you like to play?	Football	33	5
	Girls' Volleyball	0	26
	Boys' Volleyball	10	0
	Boys' Cross Country	3	0
	Girls' Cross Country	0	4
	Girls' Field Hockey	0	8
	Boys' Golf	6	0
	Girls' Golf	0	5
	Boys' Soccer	23	0
	Girls' Soccer	0	25
	I would not participate	22	30
During the winter season, which interscholastic sport would you like to play?	Boys' Basketball	21	0
	Girls' Basketball	0	19
	Boys' Swimming and Diving	3	0
	Girls' Swimming and Diving	0	21
	Boys' Wrestling	7	0
	Girls' Gymnastics	0	10
	Boys' and Girls' Indoor Track	8	14
	I would not participate	43	39
During the spring season, which interscholastic sport would you like to play?	Boys' Track	15	0
	Girls' Track	0	20
	Girls' Tennis	0	16
	Boys' Tennis	15	0
	Girls' Slow Pitch Softball	0	0
	Girls' Fast Pitch Softball	0	21
	Boys' Baseball	26	0
	I would not participate	38	40
Do you participate in intramural sports? If so, Which sport(s)?	Yes	13	22
	Basketball	5	3
	Volleyball	0	13
	No	70	65
Which intramural sports, if any, would you like to see	Volleyball	7	15
	Football	2	0

added?	Basketball	5	4
	Soccer	10	13
	Frisbee	7	0
Do you participate in non-school sport activities?	Yes	37	48
If so, which sport(s)?	Basketball	2	0
	Soccer	10	15
	Baseball	1	0
	Golf	5	3
	Swimming	5	14
	Gymnastics	0	4
	Softball	0	17
	No	52	51
Are you currently participating in interscholastic athletics during any season?	Yes	73	55
	No	44	43
If not, why don't you participate in interscholastic athletics?	I prefer other activities such as band, chorus, etc.	15	20
	I don't have time	9	16
	The practice schedules and game times are inconvenient	2	4
	The sport I like isn't offered	3	7
	It's too expensive	1	6
	I prefer to participate in club or intramural sports	0	5
	Working	11	13
	Other	8	8
Please list other sports you are interested in participating in and the sports season	Lacrosse (Fall/Spring)	12	3
	Ping-Pong	0	0
	Hockey (Winter)	5	0
	Wrestling	7	0
	Volleyball	4	7
	Girls' Football	0	2